

“Around the world”


In this lesson I will...

- **Learn names of countries and nationalities (the names of the people who come from these countries)**
- **Become familiar with the flags of these countries**
- **Play a memory game**
- **Meet people from around the world**
- **Watch a video**
- **Write a post card**



LOOK, READ AND LEARN

- **Read about the following famous people. Then you will play a memory game about their countries and nationalities**
-



Country: CYPRUS

The Cypriot flag



Hi! I'm George Efrem. I am from Cyprus. I am Cypriot!



Country: Greece



The Greek flag




Hi! I'm Elena Papparizou. I am from **Greece**. I speak **Greek**!




Country: Britain



The British flag




Hi! I am Elizabeth, the **British** queen. I am from **Britain** and this is the **British** Palace.



Country: France



The French flag



Hi! I am Nicolas Sarkozy. I am from **France** .My favourite **French** football team is Paris Saint Germain.



Country: Egypt



The Egyptian flag



Hi! I am
Mohamed Salah.
I am **Egyptian**. I
am a football
player in **Egypt**.




Country: The Philippines



Hi! I'm Manny Pacquiao. I am from **the Philippines** and I am a famous **Filippino** boxer.

The Filipino flag



Country: Germany



The German flag



Hi! I am Steffi
Graf, a **German**
tennis player!
I live in **Germany**.



Country: Italy

The Italian flag



Hi! I am Chiara Ferragni, a fashion designer from **Italy**. I love **Italian** fashion. I live in Milan, Italy.




- **Now, do you remember their country or nationality? Play this memory game:**

<https://wordwall.net/resource/569199>



LET'S PLAY...



Have fun!!!

- Click on the link to play this CONCENTRATION game:
<https://www.quia.com/cc/3111771.html>

- Click on the link to play this memory game:

<https://www.eslgamesplus.com/countries-esl-vocabulary-memory-game-with-flags-low/>

- Click on the link to play this spelling game:

<https://www.eslgamesplus.com/countries-nationalities-esl-interactive-spelling-activity-online/>



HELP : Go back at the LOOK, READ AND LEARN if you need help!

LET'S WATCH A VIDEO...



- **Now you are going to watch a VIDEO about two friends who come from different countries**
- **Watch the video about Nawwar and Alec :**

<https://youtu.be/XrHHJIQ5fy8>

➤ Now do the activity by clicking the link below:

<https://learnenglishkids.britishcouncil.org/video-zone/two-boys-syria-and-germany>

The screenshot shows a web browser window with the URL learnenglishkids.britishcouncil.org/video-zone/two-boys-syria-and-germany. The page features a navigation bar with the 'Learn English Kids' logo and a search icon. Below the navigation bar, there is a 'Preparation' section with a video player. The video player shows a young boy with a play button overlay. A blue arrow points to the play button. Below the video player is a 'Game' section with the title 'Two boys from Syria and Germany' and the instruction 'Watch the video. Choose the correct answer.' The game content includes a text box with the sentence 'Nawwar and Alec are _____ years old.' and a dropdown menu with 'six' selected. On the right side of the page, there are several sections: 'House rules for parents and teachers', 'Frequently asked questions', 'Courses' (with a link to 'Find a face-to-face or online course near you.'), and 'More about this topic' which lists various resources like 'Grammar chants', 'Flashcards', 'Reading practice', 'Worksheets', and 'Word games'.

LET'S BE CREATIVE

This is a postcard from Alec. Can you write a postcard to Nawwar or Alec?

Dear Maria

I am Alec and I am from Germany. I live in Berlin and I am seven years old. In my school there are many children from other countries like Syria, Poland and Austria. My best friend is Nawwar and he is Syrian. In Germany we love German sausages! My favourite Italian football team is Barcelona. What about you? How is your school in Cyprus? Write to me about your country.

Love,
Alec



Alec

2, Springerstreet

Berlin

Germany

➤ Write your postcard in your exercise book or on a piece of paper

The image shows a blank postcard template with a red border. The left side is a large rectangular area with horizontal dotted lines for writing. The right side is divided into three sections: a square box at the top right for a stamp, and a rectangular box below it with three horizontal solid lines for an address.



Did you enjoy the
lesson today?

*Presentation designed by the English Curriculum Development team,
Cyprus Ministry of Education and Culture*